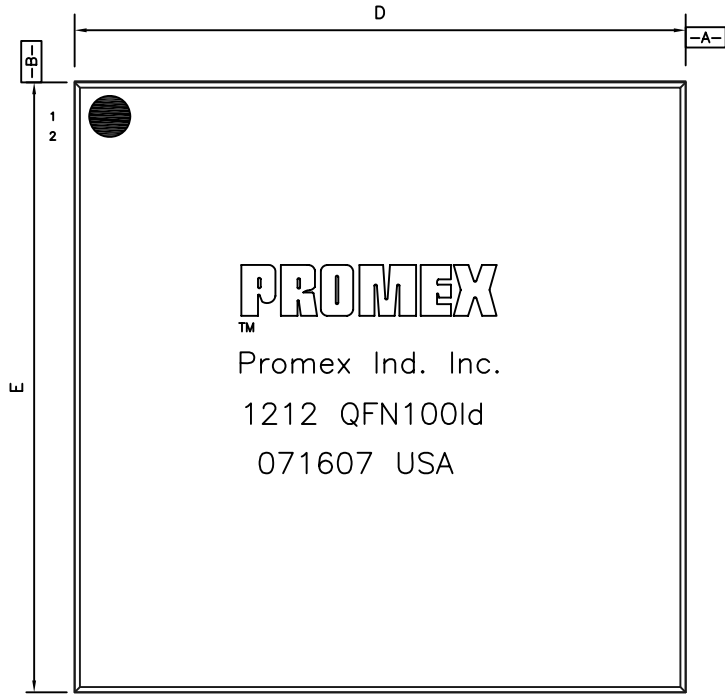
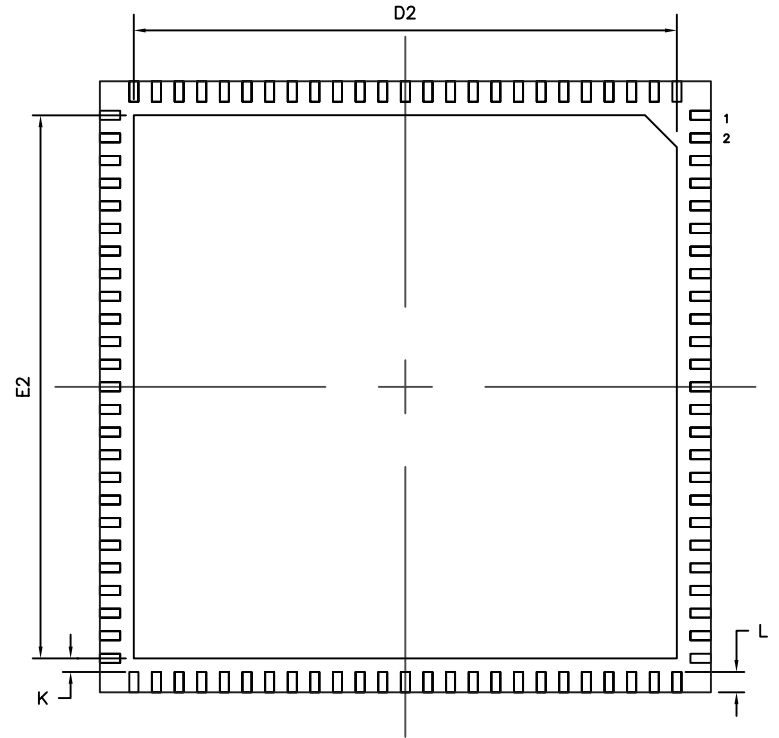
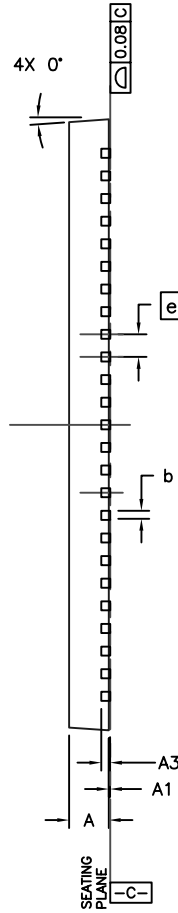


REVISIONS				
ZONE	LTR	DESCRIPTION	DATE	APPROVED
	REV	ECN_NO.	DATE	



⌀ 0.20 C A B



SYMBOL	MILLIMETERS		INCHS	
	MIN	MAX	MIN	MAX
A (V)	0.80	1.00	0.032	0.040
A (W)	0.70	0.80	0.027	0.032
A1	0.00	0.05	0.000	0.002
A3	0.20 REF		0.008 REF	
b	0.15	0.25	0.006	0.010
D	12.00 BSC		0.472 BSC	
D2	9.95	10.25	0.392	0.404
E	12.00 BSC		0.472 BSC	
E2	9.95	10.25	0.392	0.404
e	0.40 BSC		0.016 BSC	
K	0.20	-	0.008	-
L	0.35	0.45	0.014	0.018
⊖	0°	12°	0°	12°

NOTES:

- PACKAGE CONFORMS TO JEDEC MO-220, VRRE
- L/F MATERIAL : OLIN 194 HH or FH COPPER
THICKNESS : 0.20±0.008
- PLATING : 1.27um MIN. Ni, 0.15um MIN. Pd, 0.025um MIN. Au
- N/A
- DIM AND TOL CONFORM TO ASME Y14.5M-1994
- ALL DIM ARE IN MM, ⌀ IS IN DEG
- DIM b APPLIES TO METALLIZED TERMINAL AND IS MEASURED BETWEEN 0.15mm AND 0.30mm FROM TIP.
- N/A

ALL INFORMATION CONTAINED HEREON IS THE PROPERTY OF PROMEX, INC. AND IS CONSIDERED PROPRIETARY AND SUBJECT TO RETURN UPON DEMAND. ACCEPTANCE AND RETENTION HEREOF SIGNIFIES AGREEMENT BY THE RECIPIENT THAT THE INFORMATION WILL NOT BE DISCLOSED TO OTHERS NOR USED CONTRAY TO THE INTEREST OF PROMEX, INC. WITHOUT PRIOR WRITTEN PERMISSION.

MATERIAL: OLIN C194 Cu		CONTRACT NO.		3075 Oakmead Village Drive Santa Clara, CA 95051		
FINISH:		DRAWN BOB CATTANED	DATE 07/07			
UNSPECIFIED TOLERANCE: DO NOT SCALE DRAWING DIMENSIONS APPLY AFTER PLATING		CHECK BOB CATTANED	DATE 07/07	TITLE QFN-12mm, 100LD PACKAGE OUTLINE		
DEC. ± 0.3 ± 0.08 ± 0.012 MM ± 0.01 ± 0.003 ± 0.0005 INCH		DESIGN BOB CATTANED	DATE 07/07			
ANGLES ± .5° RADIUS = R0.05 MAX		DESIGN ACTIVITY		SIZE A	DWG NO. 1212QFN100PO	
USED ON	NEXT ASSEMBLY	QTY	CUSTOMER	CAGE CODE: 3FY32	FILE NAME: 1212QFN100_PO.dwg	REVISION A
				SHEET 1 of 1		